

MF-7800 Series

High-speed, Cylinder-bed, Top and Bottom Coverstitch Machine

U10

Universal type
(basic type)

K10

for Covering

C10

for Collarette attaching

E10

for Elastic band attaching
(with right hand fabric trimmer)

E20

for Endless spandex
elastic band attaching
(with manual binder)

E21


for Endless spandex
elastic band attaching
(with air binder)

H10

for Wider hemming
Elastic band welling

H21

for Hemming
(with left hand fabric trimmer)



MF-7823U10B56/UT25

The machine performs sewing that matches a broader range of sewing items.

MF-7800

series

U10

K10

H10

H21

E10

E20

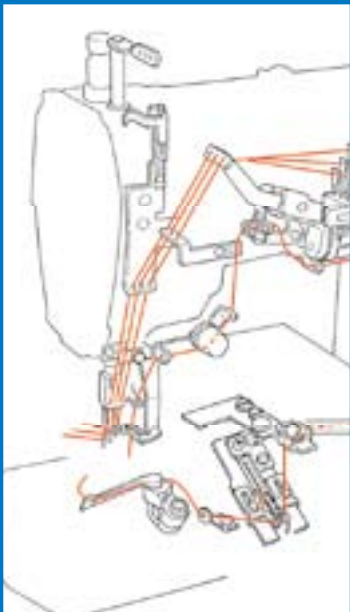
E21

C10


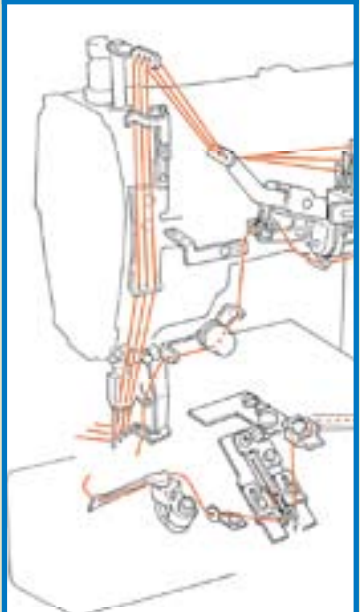
A line-up consisting of 8 different machine types.

MF-7800 series

Soft-seam



Well-tensed seam



It is possible to select (change over) the stitch type according to sewing items.

It is now possible to change over the stitch type, such as elastic soft-seams for inner wear and high-quality well-tensed seams for outer wear.

* Neither the replacement of parts nor the changing of thread tension is required. The stitch type can be changed over (soft-seams / well-tensed seams) simply by changing the thread path.

Reduction in the thread tension by half contributes to the production of beautifully-finished seams and the achievement of a satisfactory finish of sewing items which snugly fit the skin. In addition, the machine achieves lower vibration and lower noise in consideration of sewing comfort and ease of handling.

Simplified maintenance mechanism

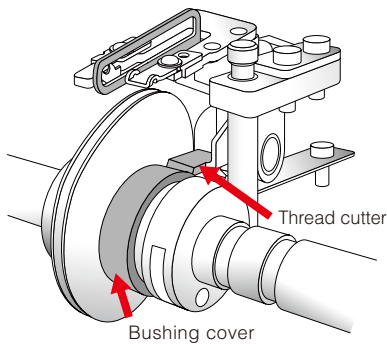
The machine comes with diverse and trouble-free functions in consideration of the shop-floor.

Commercially-available gauge components are applicable with no additional work.

As a result of the commonality of components, commercially-available components (presser foot, throat plate and needle clamp) are now applicable and easily obtainable.


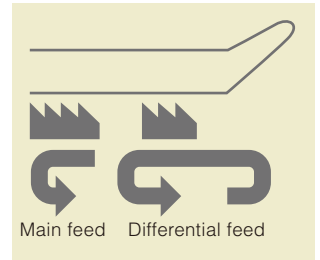
Newly-developed looper-thread twining preventing mechanism

The newly-developed metal cover for the looper thread cam unit also covers the rotating part of the looper thread cam shaft, thereby preventing the looper thread from twining around the looper thread cam shaft. Even if the looper thread twines around the bushing cover, the newly-installed thread cutter cuts the thread to prevent a long piece of looper thread from twining around the cover.



Differential-feed micro-adjustment mechanism


It is possible to finely adjust the differential feed amount to a best-suited value for the material to be used. The differential feed ratio is constant even if the stitch length is changed.



Needle bar stroke conversion mechanism

By changing over the needle bar stroke, penetrating force of the needle as well as thread tension to fit heavy-weight materials (fleece, blankets) can be obtained.

The needle bar stroke can be changed by adjusting the eccentric pin. (Changing of parts is not required. Factory-set at the time of delivery: 31mm; for sewing heavy-weight materials: 33mm)



Fleece (heavy-weight materials)



Blankets

Micro-lifter mechanism


Elastic material or delicate material can be sewn with the presser foot kept slightly raised. This effectively helps reduce the degree of slippage, warpage and damage of the material.



Comfortable work space

The cylinder bed is designed to provide a comfortable work space, to secure not only a longer distance from machine arm to needle for covering process so as to help reduce the operator's mental pressure, but also an optimum cylinder length for hemming processes so as to ensure improved operability.

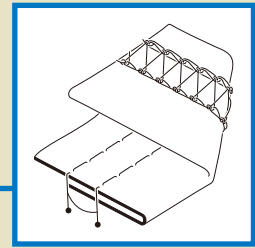
U10



T-shirts



Polo shirts



Universal type (basic type)

The machine can be used for the hemming process of the T-shirts, polo shirts and for the covering process.

It is not a specific-purpose model, but a basic one which can be used for a broader range of processes independently.

*K10: Modification to the covering type model is easily achieved simply by changing the throat plate and feed dog.

* C10: Modification to the collarett attaching type model is easily achieved simply by changing the gauge parts and replacement parts.



MF-7823U10B56

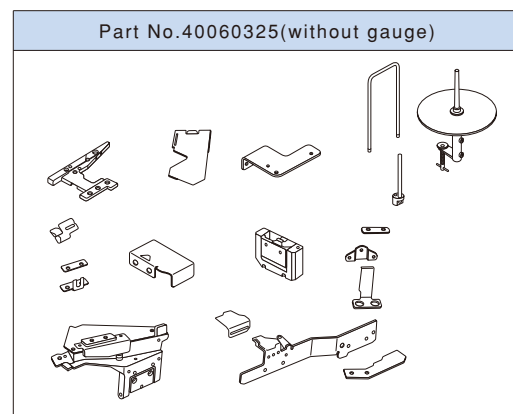
List of gauges

| Type | Standard | | | | | |
|---|-----------------|----------|---------------|----------|----------|----------|
| Needle gauge | 3.2mm | 4.0mm | 4.8mm | 5.6mm | 6.4mm | |
| Needle clamp | 13350004 | 13350103 | 13350509 | 13350301 | 13350400 | |
| Throat plate (tongue shape of throat plate*) | B | 40058587 | 40058706 | 40040514 | 40040515 | 40040513 |
| | D (B type only) | 40058956 | (B type only) | 40040516 | 40061463 | |
| Presser foot asm. | 40058589 | 40058708 | 13376058 | 13375050 | 13375050 | |
| Main feed dog | 13431200 | | | | 13430103 | |
| Differential-feed dog | 13433503 | | | | 13432109 | |

* For replacement parts for the K10 type, refer to the throat plate, main feed dog and differential feed dog columns in the list of gauges for the K10.

* For the shape of the throat plate, B type is standard. The D type throat plate allows the needle thread to stretch moderately.

Replacement parts for C10



* Select an appropriate gauge from the list of gauges for C10.
* The folder is not included in the replacement parts for C10.

List of subclass

| Application | Seam | Model No. | Number of needles | Number of threads | Needle gauge (mm) | Stitch length *1 (mm) | Differential-feed ratio*2 | Presser foot lifting amount *3 (mm) | Max. sewing speed (rpm) |
|---------------------------------------|------|----------------------|-------------------|-------------------|-------------------|-----------------------|------------------------------|-------------------------------------|-------------------------|
| U10 Universal type (basic type) | | MF-7822-U10-B□□ | 2 | 4 | 3.2, 4.0, 4.8 | 0.9~3.6 | 1:0.9~1:1.8 (1:0.6~1:1.1) | 5 (8) | 6,500 |
| | | MF-7822-U10-B48/UT22 | | | 4.8 | | | | |
| | | MF-7823-U10-B□□ | 3 | 5 | 5.6, 6.4 | | | | |
| | | MF-7823-U10-D56 | | | 5.6 | | | | |
| | | MF-7823-U10-B□□/UT22 | | | 5.6, 6.4 | | | | |
| | | MF-7823-U10-B□□/UT25 | | | | | | | |
| MF-7823-U10-B□□/UT25/SS10 | | | | | | | | | |

*1 Stitch length can be adjusted to 4.5mm at the maximum.

*2 Differential ratio can be switched by adjustment.

*3 The numeric value indicates the lifting amount of the presser foot for top and bottom coverstitch.

The numeric value given in parentheses indicates the lifting amount of the presser foot for bottom coverstitch.

MF-7800 series

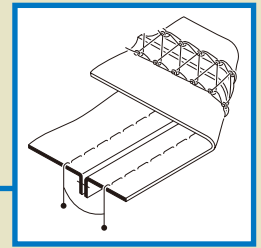
K10



Knitwear



Sportswear



For covering

This model is best suited to the covering processes for polo shirts, sportswear and knit outers, etc.

*U10: Modification to the universal type (basic type) model is easily achieved simply by changing the throat plate and feed dog.



MF-7823K10B56

List of gauges

| Type | Standard | |
|--|----------|---------------|
| Needle gauge | 5.6mm | 6.4mm |
| Needle clamp | 13350301 | 13350400 |
| Throat plate (tongue shape of throat plate) | B | 13352307 |
| | D | (B type only) |
| Presser foot asm. | 13375050 | |
| Main feed dog | 13430707 | |
| Differential-feed dog | 13432901 | |

* For replacement parts for the U10 type, refer to the throat plate, main feed dog and differential feed dog columns in the list of gauges for the U10.

List of subclass

| Application | Seam | Model No. | Number of needles | Number of threads | Needle gauge (mm) | Stitch length *1 (mm) | Differential-feed ratio *2 | Presser foot lifting amount *3 (mm) | Max. sewing speed (rpm) |
|------------------------|------|----------------------|-------------------|-------------------|-------------------|-----------------------|------------------------------|-------------------------------------|-------------------------|
| K10 Covering | | MF-7823-K10-B□□ | 3 | 5 | 5.6, 6.4 | 0.9~3.6 | 1:0.9~1:1.8 (1:0.6~1:1.1) | 5(8) | 6,500 |
| | | MF-7823-K10-B□□/UT22 | | | | | | | |
| | | MF-7823-K10-B□□/UT25 | | | | | | | |


*1 Stitch length can be adjusted to 4.5mm at the maximum.

*2 Differential ratio can be switched by adjustment.

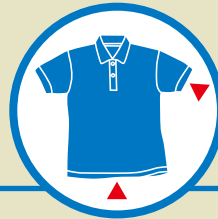
*3 The numeric value indicates the lifting amount of the presser foot for top and bottom coverstitch.

The numeric value given in parentheses indicates the lifting amount of the presser foot for bottom coverstitch.

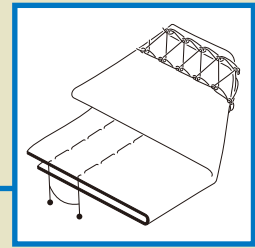
H10



T-shirts




Polo shirts




For wider hemming

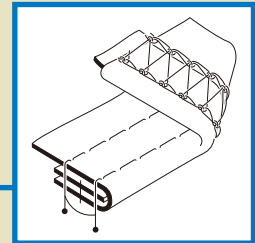
H10: This model is best suited to wider hemming processes for T-shirts, Polo shirts, etc.
(Hemming width: Max. 43 mm)



Swimwear



Briefs



For elastic band welting

H10 with PL: This model is best suited to elastic-band welting for swimwear, briefs, etc. It welts the elastic band which has been overlapped on the garment body.

H10 with PL



MF-7823H10B56/UT25/PL10

List of gauges

| Type | Standard | | Narrow needle gauges | | | |
|--|----------|---------------|----------------------|---------------|----------|----------|
| Needle gauge | 5.6mm | 6.4mm | 3.2mm | 4.0mm | 4.8mm | |
| Needle clamp | 13350301 | 13350400 | 13350004 | 13350103 | 13350509 | |
| Throat plate (tongue shape of throat plate) | B | 13355706 | 13355805 | 40075438 | 40075439 | 40075440 |
| | D | (B type only) | | (B type only) | | |
| Presser foot asm. | 40027897 | | 40075446 | 40075448 | 40075450 | |
| Main feed dog | 13430509 | | 40075443 | | | |
| Differential-feed dog | 13432703 | | 40075444 | | | |

List of subclass

| Application | Seam | Model No. | Number of needles | Number of threads | Needle gauge (mm) | Stitch length *1 (mm) | Differential-feed ratio *2 | Presser foot lifting amount *3 (mm) | Max. sewing speed (rpm) |
|---|-------|---------------------------|-------------------|-------------------|-------------------|-----------------------|------------------------------|-------------------------------------|-------------------------|
| H10 Wider hemming Elastic band welting | | MF-7812-H10-B□□/UT24 | 3 | 5 | 5.6, 6.4 | 0.9~3.6 | 1:0.9~1:1.8 (1:0.6~1:1.1) | 5 (8) | 6,500 |
| | | MF-7823-H10-B□□/PL10 | | | | | | | 5,000 |
| | | MF-7823-H10-B□□/PL11 | | | | | | | 6,500 |
| | | MF-7823-H10-B□□/UT25 | | | | | | | |
| | | MF-7823-H10-B□□/UT22/PL10 | | | | | | | |
| | | MF-7823-H10-B□□/UT25/PL10 | | | | | | | |
| MF-7823-H10-B□□/UT25/PL11 | 5,000 | | | | | | | | |

*1 Stitch length can be adjusted to 4.5mm at the maximum.

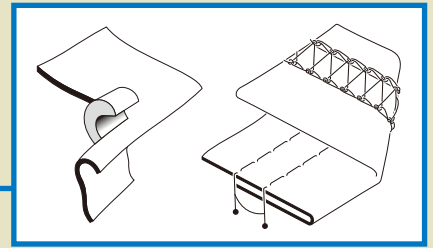
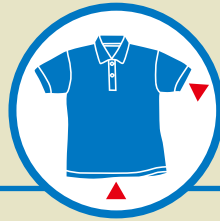

*2 Differential ratio can be switched by adjustment.

*3 The numeric value indicates the lifting amount of the presser foot for top and bottom coverstitch.

The numeric value given in parentheses indicates the lifting amount of the presser foot for bottom coverstitch.

MF-7800 series

H21



For hemming (with left hand fabric trimmer)

T-shirts

Polo shirts

This model is best suited to hemming processes for sleeves and the bottoms of T-shirts, Polo shirts, etc. It comes with a left hand fabric trimmer for trimming fabric in parallel, at all times, to the seam with consistency. The upper knife stroke can be adjusted with ease.

※The knife drive section is a unit-structure to permit easy removal. The machine is therefore used as a hemming type model without a trimming capability.



MF-7823H21B56

List of gauges

| Type | Standard | | | | For light-weight materials | | |
|--|----------|----------|---------------|----------|----------------------------|----------|----------|
| Needle gauge | 4.0mm | 4.8mm | 5.6mm | 6.4mm | 4.0mm | 5.6mm | 6.4mm |
| Needle clamp | 13350103 | 13350509 | 13350301 | 13350400 | 13350103 | 13350301 | 13350400 |
| Throat plate (tongue shape of throat plate) | B | 40058639 | 13445101 | 40041203 | (D type only) | | |
| | D | 40035066 | (B type only) | 40049944 | | | |
| Presser foot asm. | 40048637 | 40039796 | 40039794 | | 40048637 | 40039794 | |
| Main feed dog | 40041249 | | 40032900 | | 40069021 | 13431101 | |
| Differential-feed dog | 40041233 | | 40040376 | | 40069022 | 40069023 | |

* Application: The above gauge is effective in the light-weight material sewing which is likely to be twisted D type is designed only for the light-weight materials.

List of subclass

| Application | Seam | Model No. | Number of needles | Number of threads | Needle gauge (mm) | Stitch length *1 (mm) | Differential-feed ratio *2 | Presser foot lifting amount *3 (mm) | Max. sewing speed (rpm) |
|--|------|---------------------------|-------------------|-------------------|-------------------|-----------------------|------------------------------|-------------------------------------|-------------------------|
| H21 Hemming (with left hand fabric trimmer) | | MF-7822-H21-B□□ | 2 | 4 | 4.0, 4.8 | 0.9~3.6 | 1:0.9~1:1.8 (1:0.6~1:1.1) | 5 (8) | 5,500 |
| | | MF-7822-H21-B48/MC36 | | | | | | | |
| | | MF-7822-H21-B48/UT22 | | | | | | | |
| | | MF-7822-H21-B48/UT25 | | | | | | | |
| | | MF-7822-H21-B48/UT25/MC35 | | | | | | | |
| | | MF-7822-H21-B48/UT25/SS10 | | | | | | | |
| | | MF-7823-H21-B□□ | 3 | 5 | 5.6, 6.4 | | | | |
| | | MF-7823-H21-B□□/MC36 | | | | | | | |
| | | MF-7823-H21-B□□/UT22 | | | | | | | |
| | | MF-7823-H21-B□□/UT25 | | | | | | | |
| MF-7823-H21-B□□/UT25/SS10 | | | | | | | | | |

*1 Stitch length can be adjusted to 4.5mm at the maximum.

*2 Differential ratio can be switched by adjustment.

*3 The numeric value indicates the lifting amount of the presser foot for top and bottom coverstitch.

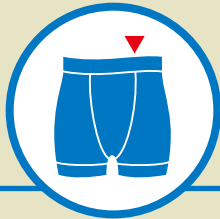
The numeric value given in parentheses indicates the lifting amount of the presser foot for bottom coverstitch.

MF-7800 series

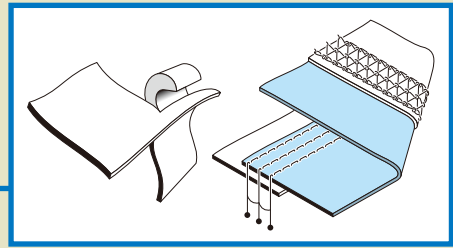
E10



Briefs




Boxer briefs



For elastic band attaching (with right hand fabric trimmer and tension roller)

This model is best suited to endless flat elastic band sewing processes for briefs, boxer briefs, etc. The right hand fabric trimmer trims the fabric, even at a multi-layered joined part, to produce a beautiful finish with the seam and fabric edge aligned with consistency. The right hand fabric trimmer mechanism is a unit-structure to permit easy installation / removal. This contributes to easier adjustments, such as looper aligning.








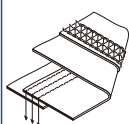


MF-7813E10B56/PL11/MC36

List of gauges and Knives

| Type | Standard | | |
|--|----------|---------------|----------|
| Needle gauge | 4.0mm | 5.6mm | 6.4mm |
| Needle clamp | 13550103 | 13350301 | 13350400 |
| Throat plate (tongue shape of throat plate) | B | 13356001 | 13356209 |
| | D | (B type only) | |
| Presser foot asm. | 40022100 | 40022101 | |
| Main feed dog | 13430806 | 13430905 | |
| Differential-feed dog | 13433107 | 13433206 | |
| Upper knife | 40038754 | | |
| Lower knife | 40038091 | | |

List of subclass

| Application | Seam | Model No. |  Number of needles |  Number of threads |  Needle gauge (mm) |  Stitch length *1 (mm) |  Differential-feed ratio *2 |  Presser foot lifting amount *3 (mm) |  Max. sewing speed (rpm) | | | | | |
|--|---|--------------------------------|---|---|---|---|--|---|---|----------|---------|------------------------------|-------|-------|
| E10 Elastic band attaching (with right hand fabric trimmer) |  | MF-7822-E10-B40 | 2 | 4 | 4.0 | 0.9~3.6 | 1:0.9~1:1.8 (1:0.6~1:1.1) | 5 (7) | 5,500 | | | | | |
| | | MF-7813-E10-B56/PL□□/MC36 | | | 5.6 | | | | 5,000 | | | | | |
| | | MF-7813-E10-B□□/UT21 | | | 5.6, 6.4 | | | | 5,500 | | | | | |
| | | MF-7813-E10-B□□/UT23 | | | | | | | | | | | | |
| | | MF-7813-E10-B□□/UT23/MC35 | | | | | | | | | | | | |
| | | MF-7813-E10-B56/UT23/PL10/MC35 | | | 3 | | | | 4 | 5.6, 6.4 | 0.9~3.6 | 1:0.9~1:1.8 (1:0.6~1:1.1) | 5 (7) | 5,500 |
| | | MF-7813-E10-B56/UT23/PL11/MC35 | | | | | | | | | | | | |
| | | MF-7813-E10-B56/UT24/PL10/MC35 | | | | | | | | | | | | |
| | | MF-7813-E10-B56/UT24/PL11/MC35 | | | | | | | | | | | | |
| | | MF-7823-E10-B□□ | | 5 | 5.6, 6.4 | | | | | 5,500 | | | | |

*1 Stitch length can be adjusted to 4.5mm at the maximum.

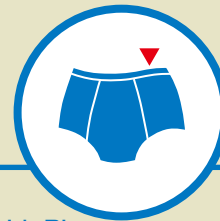
*2 Differential ratio can be switched by adjustment.

*3 The numeric value indicates the lifting amount of the presser foot for top and bottom coverstitch.

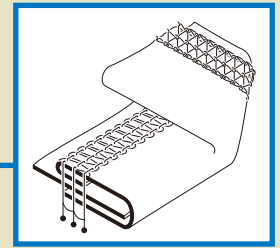
The numeric value given in parentheses indicates the lifting amount of the presser foot for bottom coverstitch.

E20

For endless spandex elastic band attaching
(with manual binder and tension roller)



E20, E21 with PL Briefs



E21

For endless spandex elastic band attaching
(with air binder and tension roller)

This model is best suited for sewing elastic bands on briefs. E20 is opened / closed with the knee lever and E21 is opened / closed with the knee switch. The machine comes provided as standard with a tension roller to smoothly sew elastic bands on different-sized garment bodies. The machine flexibly adapts to varying elasticities due to its soft seams.



MF-7823E20B56/PL11



MF-7823E21B56/UT25/PL11

List of gauges

| Type | Standard | | |
|--|----------|---------------|----------|
| Needle gauge | 5.6mm | 6.4mm | |
| Needle clamp | 13350301 | 13350400 | |
| Throat plate (tongue shape of throat plate) | B | 13351606 | 13351705 |
| | D | (B type only) | |
| Presser foot asm. | 40037398 | | |
| Main feed dog | 13430301 | | |
| Differential-feed dog | 13432307 | | |

Part No. of binder

| Elastic band width (mm) | Part No. | |
|-------------------------|----------|----------|
| 25 | 40024766 | Option |
| 30 | 40024767 | Option |
| 35 | 40024768 | Standard |
| 40 | 40024769 | Option |

List of subclass

| Application | Seam | Model No. | Number of needles | Number of threads | Needle gauge (mm) | Stitch length *1 (mm) | Differential-feed ratio *2 | Presser foot lifting amount *3 (mm) | Max. sewing speed (rpm) |
|---|------|---------------------------|-------------------|-------------------|-------------------|-----------------------|------------------------------|-------------------------------------|-------------------------|
| E20/21 Endless spandex elastic band attaching (with binder) | | MF-7822-E20-B□□/PL11 | 2 | 4 | 5.6, 6.4 | 0.9~3.6 | 1:0.9~1:1.8 (1:0.6~1:1.1) | 6(7) | 5,000 |
| | | MF-7822-E21-B□□/PL11 | | | | | | | |
| | | MF-7823-E20-B□□/UT22/PL11 | 3 | 5 | | | | | |
| | | MF-7823-E21-B□□/UT25/PL11 | | | | | | | |

*1 Stitch length can be adjusted to 4.5mm at the maximum.


*2 Differential ratio can be switched by adjustment.

*3 The numeric value indicates the lifting amount of the presser foot for top and bottom coverstitch.

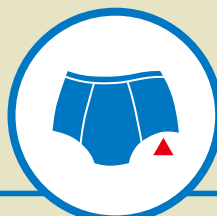
The numeric value given in parentheses indicates the lifting amount of the presser foot for bottom coverstitch.

MF-7800 series

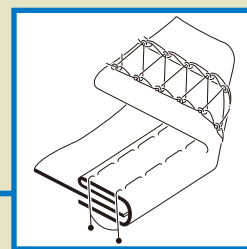
C10



T-shirts



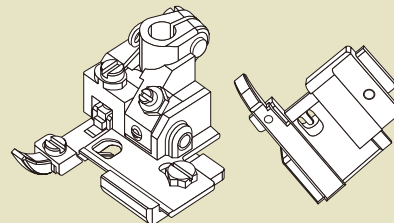
Briefs



For collarette attaching

This model is best suited for attaching collarettes on underwear, T-shirts and briefs . Multilayered joining parts of T-shirts can be fed smoothly due to the adoption of a special-purpose gauge. When using a narrow tape, consistent stitching is achieved by attaching an optional tape guide (part number: 40056407) which works to prevent the tape from slipping out of position.

* U10: Modification to the universal type (basic type) model is easily achieved simply by changing the gauge parts and replacement parts.



Presser foot (asm.) with a tape guide

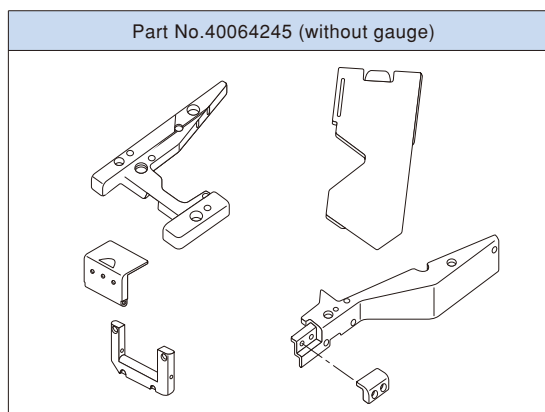


MF-7823C10B40

List of gauges

| Type | Standard | | |
|--|----------|----------|----------|
| Needle gauge | 4.0mm | 5.6mm | 6.4mm |
| Needle clamp | 13350103 | 13350301 | 13350400 |
| Throat plate (tongue shape of throat plate) | B | 13351408 | 13351606 |
| | D | 40073948 | 40073950 |
| Presser foot asm. | 40056504 | 40056410 | 40056411 |
| Main feed dog | 40056684 | 13430301 | |
| Differential-feed dog | 40056683 | 40056416 | |

Replacement parts for U10



※Select an appropriate gauge from the list of gauges for U10.

List of subclass machines

| Application | Seam | Model No. | Number of needles | Number of threads | Needle gauge (mm) | Stitch length*1 (mm) | Differential-feed ratio*2 | Presser foot lifting amount*3 (mm) | Max. sewing speed (rpm) |
|------------------------------------|------|-----------------|-------------------|-------------------|-------------------|----------------------|------------------------------|------------------------------------|-------------------------|
| C10 Collarette attaching | | MF-7822-C10-B40 | 2 | 4 | 4.0 | 0.9~3.6 | 1:0.9~1:1.8 (1:0.6~1:1.1) | 5 (8) | 6,500 |
| | | MF-7823-C10-B□□ | 3 | 5 | 5.6,6.4 | | | | |

*1 Stitch length can be adjusted to 4.5mm at the maximum.


*2 The numeric value indicates the lifting amount of the presser foot for top and bottom coverstitch.

The numeric value given in parentheses indicates the lifting amount of the presser foot for bottom coverstitch.

UT21

Electromagnetic type bottom thread trimming device + Electromagnetic type wiper / Auto-lifter

This is an electromagnetic type bottom thread trimming device / auto-lifter. It is used for processes which do not need top covering.



Electromagnetic type wiper

UT22

Electromagnetic type top and bottom thread trimming device / Auto-lifter

It is an electromagnetic type automatic top and bottom thread trimming device / auto-lifter. The machine does not need an air compressor to achieve easy layout changing.



Electromagnetic type top and bottom thread trimming device



① Presser foot lifter drive mechanism magnet
② Thread trimmer drive mechanism magnet

UT23

Pneumatic type bottom thread trimming device + Electromagnetic type wiper / Auto-lifter

This is a pneumatic type bottom thread trimming device / auto-lifter. It is used for processes which do not need top covering.




Pneumatic type bottom thread trimming device

UT24

Pneumatic type bottom thread trimming device + Air blow type wiper / Auto-lifter

This is a pneumatic type bottom thread trimming device / auto-lifter. Air blow type wiper pneumatically handles the needle thread (i.e. places the needle thread above the presser foot) instead of the mechanical wiper.



Air blow type wiper


UT25

Pneumatic top and bottom thread trimming device / Auto-lifter

It is a pneumatic automatic thread trimming device / auto-lifter. Since the automatic lift of the presser foot and automatic thread trimming can be activated by lightly depressing the pedal, work efficiency is dramatically increased.



Pneumatic top and bottom thread trimming device



③ Presser foot lifter drive mechanism air cylinder ④ Thread trimmer drive mechanism air cylinder

*The solenoid valve cover is removed in the image.

MC35 · 36 Pneumatic cloth chip suction device

MC35 (solenoid valve type), MC36 (mechanical valve type)
Cloth chips trimmed by the hook knife are sucked away using air. So, there is no risk of sewing cloth chips in seams.

MC35 (solenoid valve type) for the servomotor or MC36 (mechanical valve type) for the clutch motor should be selected according to the use of your machine.



MC35



MC36

SS10 Short stitch device

This is a device for preventing the thread from coming undone at the end of sewing. The device is able to sew condensation stitches by the number of stitches specified as desired. It prevents the needle thread from being poorly tensed, which is likely to occur in cases where the amount of condensation is reduced.




The needle thread tightening mechanism helps produce well-tensed seams even when the machine performs short stitching.



The short stitch pitch can be adjusted with ease.



AH Pneumatically-driven hemming guide



Material edge sensor

Hemming guide with a sensor

| | |
|--|-----|
| Pneumatically-driven hemming guide/ for the H10 without a sensor | AH5 |
| Pneumatically-driven hemming guide/ for the H10 with a sensor | AH6 |
| Pneumatically-driven hemming guide/ for the H21 without a sensor | AH7 |
| Pneumatically-driven hemming guide/ for the H21 with a sensor | AH8 |

The operator is able to carry out hemming by simply handling the material fabric during sewing only, instead of preliminarily folding the fabric to be hemmed and placing it on the machine.

*This product (AH) is not sold in the U.S.A.

*The hemming guide supports a hemming width of 15mm to 30mm. The egress plate comes in three different plate thicknesses, i.e. 1.6mm, 2.6mm (standard) and 3.6mm. (The 1.6mm and 3.6mm thick stoppers are optionally available.)

PL10 Cloth puller: Gear type

This is a gear type cloth puller. It helps feed difficult-to-feed materials to assist smooth sewing.

(Example: Attaching flat elastic bands)



PL11 Cloth puller: Flat type

This is a flat type cloth puller. It helps feed soft material which requires a higher feeding force to assist sewing.

(Example: Hemming)



■ Compressed air / Air consumption (with automatic thread trimmer)

| UT24 | | | Air consumption dm ³ /min (ANR) | Compressed air MPa |
|--|------------------------|--------------|---|-----------------------|
| Bottom thread trimmer / Auto-lifter | Air-blow type wiper | MC35 MC36 | | |
| ○ | ○ | | 182 | 0.5 |
| ○ | ○ | ○ | 637 | |

(with automatic thread trimmer)

| UT25 | | | Air consumption dm ³ /min (ANR) | Compressed air MPa |
|--|------------------------|--------------|---|-----------------------|
| Top and bottom thread trimmer / Auto-lifter | Air-blow type wiper | MC35 MC36 | | |
| ○ | | | 0.7 | 0.5 |
| ○ | ○ | | 182 | |
| ○ | | ○ | 456 | |
| ○ | ○ | ○ | 637 | |

■ WHEN YOU PLACE ORDERS

Please note when placing orders, that the model name should be written as follows:

[without automatic thread trimmer]

| Stitch type | Code |
|--------------------------------------|------|
| 3-needle, bottom coverstitch | 13 |
| 2-needle, top and bottom coverstitch | 22 |
| 3-needle, top and bottom coverstitch | 23 |

| Tongue shape of throat plate | Code |
|------------------------------|------|
| B type (standard) | B |
| D type | D |

*D: This gives a moderate slack to the needle thread as compared with the standard type B.

MF78 □ □ □ □ □ □ □ □ / □ □ □ □ □ □

| Application | Code |
|---|------|
| Universal | U10 |
| Covering | K10 |
| Wider hemming / Elastic band welting | H10 |
| Hemming (with left hand fabric trimmer) | H21 |
| Elastic band attaching (with right hand fabric trimmer) | E10 |
| Endless spandex elastic band attaching (with manual binder) | E20 |
| Endless spandex elastic band attaching (with air binder) | E21 |
| Collarete attaching | C10 |

| Needle gauge | Code |
|--------------|------|
| 3.2mm | 32 |
| 4.0mm | 40 |
| 4.8mm | 48 |
| 5.6mm | 56 |
| 6.4mm | 64 |

*For model category (13, 23) (3-needle), needle gauge category 32, 40 and 48 cannot be selected.

| Device and attachment | Code |
|---|------|
| Not provided | |
| Pneumatic cloth chip suction device (mechanical valve type) | MC36 |
| Cloth puller: Gear type | PL10 |
| Cloth puller: Flat type | PL11 |

[with automatic thread trimmer]

| Stitch type | Code |
|--------------------------------------|------|
| 2-needle, bottom coverstitch | 12 |
| 3-needle, bottom coverstitch | 13 |
| 2-needle, top and bottom coverstitch | 22 |
| 3-needle, top and bottom coverstitch | 23 |

| Tongue shape of throat plate | Code |
|------------------------------|------|
| B type (standard) | B |

| Thread trimming device | Code |
|---|------|
| Electromagnetic type bottom thread trimming device + Electromagnetic type wiper | UT21 |
| Electromagnetic type top and bottom thread trimming device | UT22 |
| Pneumatic type bottom thread trimming device + Electromagnetic type wiper | UT23 |
| Pneumatic type bottom thread trimming device + Air blow type wiper | UT24 |
| Pneumatic top and bottom thread trimming device | UT25 |

MF78 □ □ □ □ □ B □ □ / UT □ □ / □ □ □ □ □ □

| Application | Code |
|---|------|
| Universal | U10 |
| Covering | K10 |
| Wider hemming / Elastic band welting | H10 |
| Hemming (with left hand fabric trimmer) | H21 |
| Elastic band attaching (with right hand fabric trimmer) | E10 |
| Endless spandex elastic band attaching (with manual binder) | E20 |
| Endless spandex elastic band attaching (with air binder) | E21 |
| Collarete attaching | C10 |

| Needle gauge | Code |
|--------------|------|
| 4.0mm | 40 |
| 4.8mm | 48 |
| 5.6mm | 56 |
| 6.4mm | 64 |

*For model category (13, 23) (3-needle), needle gauge category 40 and 48 cannot be selected.

| Device and attachment | Code |
|--|------|
| Not provided | |
| Short stitch device (pneumatic type) | SS10 |
| Pneumatic cloth chip suction device (electromagnetic valve type) | MC35 |
| Pneumatic cloth chip suction device (mechanical valve type) | MC36 |
| Cloth puller: Gear type | PL10 |
| Cloth puller: Flat type | PL11 |

[Control box / Motor]

| Thread trimming device Device and attachment | Control box / Motor | |
|---|---------------------|------------|
| | SC-500/M50 | SC-510/M51 |
| UT21 | ○ | ○ |
| UT22 | ○ | ○ |
| UT23 | ○ | ○ |
| UT24 | ○ | ○ |
| UT25 | ○ | ○ |
| UT□□/SS10 | — | ○ |
| UT□□/MC35 | — | ○ |
| UT□□/SS10/MC35 | — | ○ |

*The maximum sewing speed is less than 5,500rpm when using SC-500/M50.

● To order, please contact your nearest JUKI distributor.

■ Common specifications (U10, K10, H10, H21, E10, E20, E21, C10)

| Model name | | MF-7800 series | |
|---|--|---|--|
| Stitch type | 2-needle / 3-needle top and bottom covering stitch | | |
| Needle | UY128GAS #9S~#12S (standard #10S) | | |
| Lift of the presser foot | U10, K10, H10, H21, C10 | 5mm (with top and bottom covering stitch), 8mm (with bottom covering stitch) | |
| | E10 | 5mm (with top and bottom covering stitch), 7mm (with bottom covering stitch) | |
| | E20, E21 | 6mm (with top and bottom covering stitch), 7mm (with bottom covering stitch) | |
| Stitch pitch adjustment | By dial | | |
| Differential feed adjustment | By micro-adjustment mechanism | | |
| Lubrication | Automatic | | |
| Lubricating oil | JUKI MACHINE OIL 18 (equivalent to ISO VG18) | | |
| Feed dog inclination adjustment | Provided as standard | | |
| Micro-lifter | Provided as standard | | |
| Needle bar stroke converting function | Provided as standard | 31mm: at the time of delivery (U10, K10, H10, H21, E10, C10) | |
| | | 33mm: at the time of delivery (E20, E21) | |
| Silicon oil tank for needle tip and needle thread | Provided as standard | | |
| Cartridge oil filter | Provided as standard | | |
| Weight of the machine head | U10, K10, C10 | 42kg (without device), 44kg (with UT25), 48kg (with UT22) | |
| | H10 | 44kg (with UT24/UT25), 47kg (with PL), 53kg (with UT22, PL) | |
| | H21 | 43kg (without device), 45kg (with UT25), 49kg (with UT22) | |
| | E10 | 43kg (without device), 45kg (with UT23), 48kg (with PL), 49kg (with UT21), 50kg (with UT23/PL), 50kg (with UT24/PL) | |
| | E20 | 50kg (with PL), 56kg (with UT22/PL) | |
| | E21 | 48kg (with PL), 50kg (with UT25/PL) | |



JUKI CORPORATION HEAD OFFICE

Juki Corporation operates an environmental management system to promote and conduct the following as the company engages in the research, development, design, sales, distribution, and maintenance of industrial sewing machines, household sewing machines, industrial robots, etc., and in the provision of sales and maintenance services for data entry systems:

- ①The development of products and engineering processes that are safe to the environment
- ②Green procurement and green purchasing
- ③Energy conservation (reduction in carbon-dioxide emissions)
- ④Resource saving (reduction of papers purchased, etc.)
- ⑤Reduction and recycling of waste
- ⑥Improvement of logistics efficiency (modal shift and improvement of packaging, packing, etc.)

JUKI® 8-2-1, KOKURYO-CHO, CHOFU-SHI,
TOKYO 182-8655, JAPAN
PHONE : (81) 3-3480-2357, 2358
FAX : (81) 3-3430-4909
http://www.juki.com

* Specifications and appearance are subject to change without prior notice for improvement.
* Read the instruction manual before putting the machine into service to ensure safety.
* This catalogue prints with environment-friendly soyink on recycle paper.