

AS UNIQUE AS *You*

# Memory Craft 9900

sewing+embroidery&beyond



*color me*  
**Creative**

Memory Craft 9900

Believe in Your Creativity

**JANOME**

Join us!

[www.janome.com](http://www.janome.com)



ENJOY SEWING & EMBROIDERY ON THE MACHINE AS UNIQUE AS YOU



Why is creating with fabric and thread so much fun? Because you get to express yourself.

The Memory Craft 9900 is the rare machine that lets you take your creative expression in any direction you can imagine. You can even express your mood by changing the face panel.

All the best features are here for embroidery, garment sewing, home décor, fabric crafting, and more. All in a machine that's just the right size for any sewing space.

The MC9900 is a serious embroidery machine, with the most stable embroidery unit Janome has ever produced. It's precise. In fact, the stitch quality is so precise, it's possible to embroider fine lace designs on certain types of organza without stabilizer!

It's fast (1000 spm).  
And it's remarkably quiet.

If you're looking for value, the MC9900 has the kind of specifications found on machines costing twice as much and with three-times the learning curve. Here, everything is so easy to use, because the technology is designed to make it fun.

Janome is known the world over for its intuitive, use-it-right-out-of-the-box creativity. Even if you've never done machine embroidery before, you can be "expert-level" before you know it!



### I'm In The Mood For...

To really be creative, you have to be in the right frame of mind. Your MC9900 comes with three Quick Change Face Panels (with more optional colors coming soon) so your machine can match your mood.



color me  
**Brilliant**

### Smarter And Faster

The new generation of processor inside the MC9900 (the brains of the machine) is four times faster than its predecessor. You get everything done more quickly.



### All 65,536 Colors Of The Rainbow

Our high resolution touch screen is something worth seeing. With large dimensions and vivid colors, it's much easier to see what you're creating. The majority of embroidery machines in this price range have monochromatic screens, many of which are not even touch activated. For brilliance, color range and interactivity, the MC9900 leads the way.



### It's The Little Things

Sewing and embroidery enthusiasts are passionate about the details in their projects... and on their machines. You'll love the MC9900's new bobbin winding plate with its own cutting blades, the bright and shadow-free lighting, the improved bobbin threading and bobbin cover plate, an extra high presser foot lift, and the updated on-screen Sewing Assistant.



### Express Yourself In Stitches

For the metallic stitching accents on this stylish red dress, we combined the Normal Sew and Border stitches to create our custom design. The stitches and designs in both these sections are seen by the machine as part of the overall "font" category, which means they can be arced, kerned and otherwise manipulated just like lettering.



1. WE FIRST USED THE BASTE-IN-THE-HOOP FUNCTION TO SET UP OUR STITCHING AREA.




2. WE CHOSE A NORMAL SEW DESIGN, ROTATED, STRETCHED AND DUPLICATED IT.



3. ADDED A BORDER DESIGN.



4. AND THE MC9900 STITCHED OUT OUR CUSTOM DESIGN IN BEAUTIFUL SILVER METALLIC THREAD.



VISIT US ONLINE @ WWW.JANOME.COM  
For feature details, a project flip-book, face panel options and more!



# Embroidery: where the Memory Craft 9900 shows its true colors

If you're looking for a great embroidery machine, you may not get past this page. The MC9900 is a trim model with a unique embroidery unit that slides onto the back. It's such a sleek and clever design, you can switch back and do regular sewing without having to remove it.

This unit is more accurate and stable than the bulky attachments on machines costing much more. You can stitch out the finest lace designs with near perfection. Your monograms look terrific even up close. Multiple hoopings are perfectly aligned.

Advanced on-screen editing tools make it easier to get your final layout exactly how you want it. And the expanded memory capacity lets you use embroidery designs with up to 200,000 stitches.



## How to Create Gorgeous Embroidery



## color me Flexible




Memory Craft 9900


sewing+embroidery&beyond

### Create Your Layout Onscreen

You have so many choices here. You can drag and drop, resize, copy and paste, rotate in fine increments, change colors, and on and on. One feature you'll love is the ability to group colors to dramatically reduce the number of thread changes — a Janome exclusive. Look how our design went from 20 thread changes to just five!




1. CREATE THE ARRANGEMENT.



2. IT STARTS WITH 20 THREAD COLOR CHANGES.



3. APPLY COLOR SORT (A JANOME EXCLUSIVE).



4. READY TO STITCH WITH 5 COLOR CHANGES.

5. HOOP AND STITCH.

### Do Fine Positioning After Hooping

Use the arrow keys to put your hooped fabric in exactly the right spot. This feature is essential when you're doing big layouts that need multiple hoopings. Or use it to position smaller designs, which is how we added the built-in Jane Spolar yin-yang designs to our silk shell.



### Designs From All Sources

The MC9900 comes with 175 built-in embroidery designs, the majority of them brand new, including exclusive designs by Jane Spolar, which we used to create our dramatic blazer embroidery. Or, use your PC to put embroidery files, or even whole layouts, on a USB stick. Plug it into the MC9900. Software isn't necessary; the machine formats a folder system for the memory stick. Open with the on-screen layout tools, and you're good to go.



VISIT US ONLINE » WWW.JANOME.COM  
For feature details, a project flip-book, face panel options and more!



# Fully Loaded for Sewing

The MC9900 has so many advanced sewing features, you could put away the embroidery unit and it would still be worth the price. It sews up to 1,000 stitches per minute. It has 9mm stitch width. And it's so very quiet—even at top speed.



color me  
Functional



The MC9900's needle plate has numerous guide lines, including angled lines to help you position your fabric exactly 1/4" from the cut edges, perfect for piecing and inset seams.

The easy-threading bobbin case and cover plate mean there's no need to pull long thread tails up and through when you first thread the machine. Slip the bobbin thread in the cover plate guide; the built-in cutting blades trim the tail to the correct length for a super-clean start to your stitching line. After the initial threading, the auto-thread cutter takes care of trimming and re-setting the tails each time.

Memory Craft 9900




You can customize and combine stitches in a multitude of ways. More than two dozen can be flipped horizontally. Use the Favorite Stitch setting or save your customized stitches to the internal memory or a USB memory stick.






Twin needle decorative stitching on the lapels of our teen's sample jacket was the perfect touch. Simply pick a stitch, select the twin needle option, add the secondary horizontal spool pin, thread and go.

The new bobbin winder plate has its own cutting blades. Faster and smoother winding, a quick slice and you're ready to drop it in.



Changing fabric types or weights? Change the needle plate in two steps. Pop up the regular plate. Snap in the Straight Stitch Plate. The screen automatically disables all but the straight stitch options. We were ready for accurate stitching on our super light tulle in minutes.



Choose from 200 built-in stitches, including 6 button holes plus bar tack and darning stitches.



Need help with popular Sewing Tasks like inserting a zipper? The MC9900 Sewing Assistant walks you through.



VISIT US ONLINE » WWW.JANOME.COM  
For feature details, a project flip-book, face panel options and more!

AS UNIQUE AS YOU



AS UNIQUE AS *You*



## Memory Craft 9900

sewing+embroidery&beyond

### Memory Craft 9900 Specifications

**Size w/embroidery unit:**

W 18.7" x H 12.4" x D 13.2" (W 475 x H 316 x D 336 mm)

**Size w/out embroidery unit:**

W 18.7" x H 12.4" x D 8.8" (W 475 x H 316 x D 223 mm)

**Work Space:** L 8.3" x H 4.7" (L 210 x H 120 mm)

**Free Arm/Flat Bed Convertible Free Arm Length:**

3.9" (100 mm)

**Weight w/ embroidery unit:** 30.4 lbs (13.8 kg)

**Weight w/out embroidery unit:** 22.9 lbs (10.4 kg)

**Face Panels:** interchangeable red, teal, white

**Maximum Sewing Speed:** 1,000 spm

**Maximum Embroidery Speed:** 800 spm

**Full Color LCD Backlit Touchscreen:** W 2.47" x H 4.37" (W 62.8 x H 110.9 mm) (65,536 colors)

**Lighting System:** 5 white LED lamps in 3 locations

**USB Port:** Type A

**AcuGuide™ Automatic Cloth Guide**

**Maximum Embroidery Size:**

6.7" x 7.9" (170 x 200 mm)

**Standard Hoop Sizes:** 6.7" x 7.9" (170 x 200 mm), 5.5" x 5.5" (140 x 140 mm) with magnetic clips

**Hoop position adjustable to centerline**

**Embroidery Editing:** Resize, Duplicate, Flip, Arc Monogram, Color Grouping, Drag & Drop, Zoom, Tracing, User Color Choice

**Up to 200,000 stitches per design**

**Jump thread trimming:** 3 - 30mm

Features subject to change without notice.

**175 Built-In Embroidery Designs**

**200 Built-In Stitches, including 5 One-Step Buttonholes and 1 Auto Buttonhole**

**3 Monogram Fonts in two and three letter options, with European letters, plus Border and Normal Sew designs**

**Maximum Zigzag Width:** 9mm

**Maximum Stitch Length:** 5mm

**Quick Needle Plate Conversion:** includes Straight Stitch and Zigzag Plates

**Built-in Memory Banks:** up to 3MB

**13 On-Screen Languages**

**Knee Lifter:** adjustable

**Built-In Needle Threader**

**Thread Cutter On Face Plate**

**Bobbin Winding Plate With Cutter**

**Horizontal Full Rotary Hook**

**7-Piece Feed Dog**

**Speed Control Slider**

**Extra High Presser Foot Lift**

**Needle Up/Down**

**Snap-On Feet**

**Large Foot Controller**

**Semi-Hard Fabric Cover**

color me  
**Popular**

*Your favorite features  
for sewing, embroidery  
and beyond...*



Explore all of the Memory Craft 9900 features at **Janome.com**. You can also find an online project flip-book with details about all the samples featured in this brochure, special offers, and upcoming Quick Change Face Panel options.

Believe in Your Creativity

**JANOME**

Join us!

www.janome.com

